

Folding door


MB-86 FOLD LINE

Exterior folding door offers greater flexibility to its users. It enables us to use weather conditions to our advantage and virtually eliminate the barrier between the interior space and its surroundings. Such door can perfectly combine the interior space (home, café, restaurant) with the terrace or the outside area that is used seasonally.

With its excellent technical parameters, **MB-86 FOLD LINE** is a very convenient solution that enables the fabrication of large-dimension structures. Folding door can be opened both outwards and inwards and its leaves can be freely configured. It's a modern product, designed to meet the high demands of users, architects and owners.

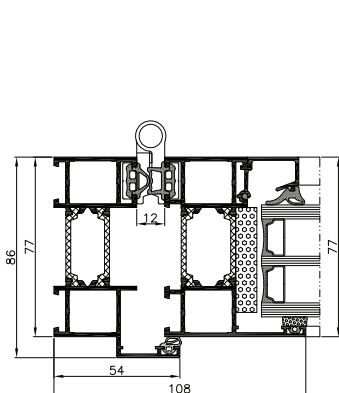
■ *excellent thermal insulation*



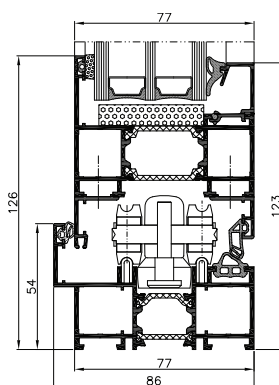


FEATURES AND BENEFITS

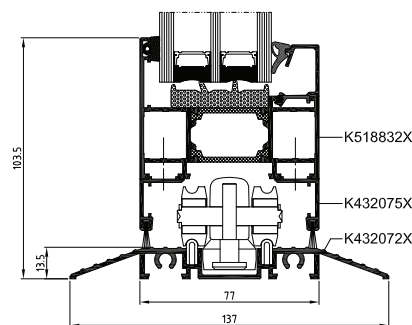
- three-chambered, durable aluminium profiles of a structural depth of 86 mm for frames and 77 mm for door leaves
- central chamber of the profiles is equipped with thermal break (24 mm-wide for frames and 34 mm-wide for door leaves) providing excellent thermal insulation performance.
- specialized and dedicated hardware for MB-86 FOLDLINE ensures comfortable operation of the door leaves of a maximum weight of up to 100 kg
- large dimensions of the construction enable the fabrication of doors that are up to 2700 mm high and 1000 mm wide
- threshold solutions in different versions: classic, with edge sealing or convenient, with a low-level threshold
- a large range of glazing from 14 to 61.5 mm to enable the use of single and double glass units, including specialized, more performant units in terms of sound insulation or burglary resistance
- important degree of compatibility with the well-known and highly appreciated window & door system ALUPROF MB-86: profiles are jointed the same way, and some profiles, gaskets and accessories are common to both systems



Door, side view



Door with edge sealing, bottom view



Door with low-level threshold, bottom view

PERFORMANCE	MB-FOLD LINE
Air Permeability	to class 4, EN 12207
Watertightness	to class 9A (600 Pa), EN 12208
Windload resistance	class C1, EN 12210
Thermal insulation	U_D from 1,5 W/(m ² K)*

* - U_D for MB-86 Fold Line-based door size 970 × 2400 mm, with glazing $U_g=0,5$ W/(m²K)