




Model:F-01 Straight Walnut  
Panel:HPL  
Profile:Optional  
Lock:Selectable

型号：F-01 直纹胡桃  
面板：防火板  
型材：可选  
锁具：可选

# LIFESTYLE AND ART

There is boundless between life and art ,  
we are drunk in the situation of forgettion all the disturbance,even ourselves,  
and we will see a perfect imagination of art.







型号: F-02 天然柚木  
面板: 防火板  
型材: 可选  
锁具: 可选

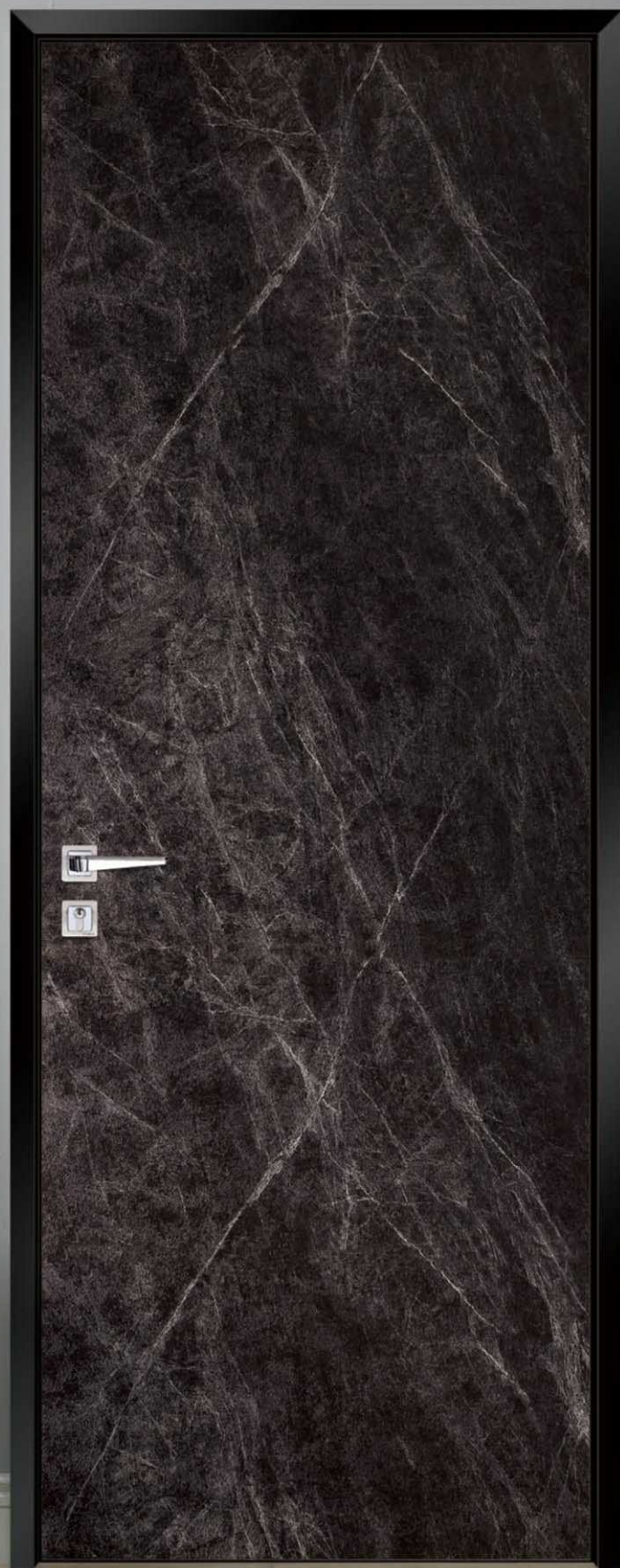
Model:F-02 Teak  
Panel:HPL  
Profile:Optional  
Lock:Selectable



型号: F-03 摩卡榆木  
面板: 防火板  
型材: 可选  
锁具: 可选

Model:F-03 Mocha Elm  
Panel:HPL  
Profile:Optional  
Lock:Selectable





型号: F-04 岩石黑  
面板: 防火板  
型材: 可选  
锁具: 可选

Model:F-04 Rock Black  
Panel: HPL  
Profile:Optional  
Lock: Selectable



型号: F-05 阿斯科·雕刻横纹(白)  
面板: 防火板  
型材: 可选  
锁具: 可选

Model:F-05 Asko Carvings (White)  
Panel: HPL  
Profile:Optional  
Lock: Selectable



# NARROW EDGE

Naturally, families need cultural integration and artistic participation,  
Natural, deep in the deep understanding of human ideal, warm and harmonious.  
Leisurely, comfortable, but with the taste, rich ... ..

Model:F-06 Autumn Rain Elm  
Panel:HPL  
Profile:Optional  
Lock: Selectable

---

型号: F-06 秋雨榆木  
面板: 防火板  
型材: 可选  
锁具: 可选







# NEEDS

The need of the times and the embodiment of fashion.

Simple, comfortable, graceful and invisible

Close to the size of the human body, shape design stresses all-round relaxation

Model: F-10 European Oak (Gray)  
Panel: HPL  
Profile: Optional  
Lock: Selectable

型号: F-10 欧洲橡木(灰)

面板: 防火板

型材: 可选

锁具: 可选



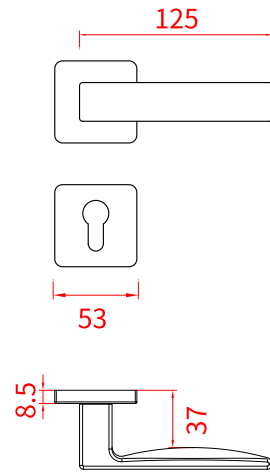
# SELECTED LOCKS

精选锁具




## SBN

材质: 锌合金  
Material: Zinc-alloy



## A2-801 BLK

Material: Titanium-magnesium-aluminum alloy  
Applicable door thickness: 35-50mm

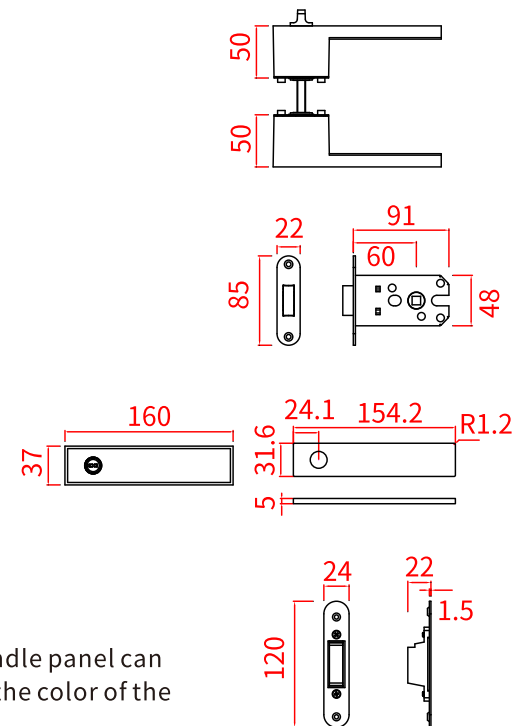
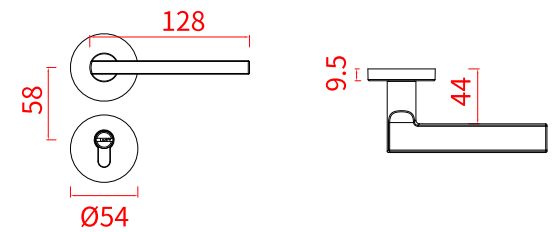


## A2-801 Wh

Material: Titanium-magnesium-aluminum alloy  
Applicable door thickness: 35-50mm

## A2-801 砂铬

Material: Titanium-magnesium-aluminum alloy  
Applicable door thickness: 35-50mm

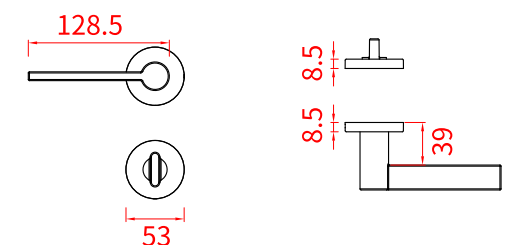


The color of the handle panel can be consistent with the color of the door panel



## (隐形锁) Invisible lock BLK

Material: Titanium-magnesium-aluminum alloy  
Applicable door thickness: 35-50mm





# DESIGN

TUNA is full of sunshine color, integrate harmoniously with person and residential environment,  
The patterns are candy and warm even isolate,  
you can feel fully the gentle and mellow life, create the harmonious, warm and comfortable universe.



Model: F-07 Velvet Graphite Black  
Panel: HPL  
Profile: Optional  
Lock: Selectable

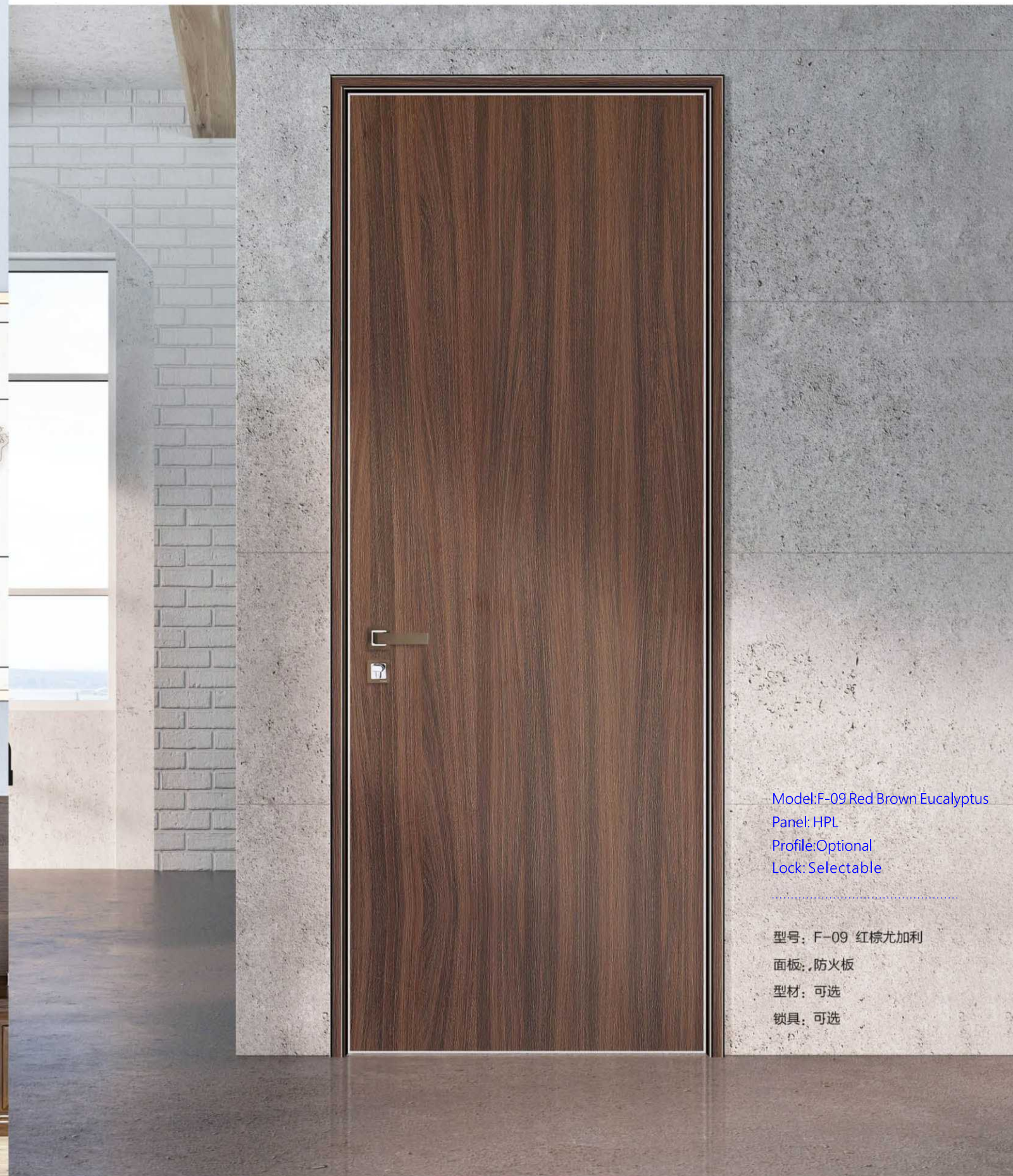
型号: F-07 丝绒石墨黑  
面板: 防火板  
型材: 可选  
锁具: 可选





Model:F-08 European Oak (Black)  
Panel: HPL  
Profile:Optional  
Lock: Selectable

型号: F-08 欧洲橡木(黑)  
面板: 防火板  
型材: 可选  
锁具: 可选



Model:F-09 Red Brown Eucalyptus  
Panel: HPL  
Profile:Optional  
Lock: Selectable

型号: F-09 红棕尤加利  
面板: 防火板  
型材: 可选  
锁具: 可选





Model:F-11 Bergamo Leather  
(White)  
Panel: HPL  
Profile:Optional  
Lock: Selectable

型号: F-11 贝加莫·皮纹(白)  
面板: 防火板  
型材: 可选  
锁具: 可选



Model:F-12 Prato Eucalyptus (Gray)  
Panel: HPL  
Profile:Optional  
Lock: Selectable

型号: F-12 普拉托·尤加利(灰色)  
面板: 防火板  
型材: 可选  
锁具: 可选





# SIMPLE AND CLAM

clear frame of mind;the elegancce id inherent and th estyle is natural.


The exquisite beauty,dignified style and casual sentiment enable you to feel the essence of life in the yeays.



型号: F-13 阿斯科·雕刻横纹(石墨黑)  
面板: 防火板  
型材: 可选  
锁具: 可选

Model:F-13 Asko Carvings.(Graphite Black)  
Panel: HPL  
Profile:Optional  
Lock: Selectable





# ECO ART

We are constantly innovating in order to make your life better.  
Every eco-door, every technology and every design has a clear vision.  
That is to say, you are the core of everything we do.  
We know what is most important to you, and we value everything you value.

型号: S-阿尔巴橡木

面板: 三胺板

型材: 可选

锁具: 可选

Model: S-Alba Oak

Panel: Melamine Board

Profile: Optional

Lock: Selectable







型号: S-沙特灰石

面板: 三胺板

型材: 可选

锁具: 可选

Model: S-Saudi limestone

Panel: Melamine Board

Profile: Optional

Lock: Selectable

Only when culture and art fuse to household which can appear  
vividness, inspiration,  
also nature contains human deep understanding for  
ideal habitation, make life feel household is comfort and harmony leisureful  
comfort table also testable.....







Model: S-EB cast iron gray  
Panel: Melamine Board  
Profile: Optional  
Lock: Selectable

型号: S-EB秋蓝  
面板: 三胺板  
型材: 可选  
锁具: 可选



Model: S-Lapland elm  
Panel: Melamine Board  
Profile: Optional  
Lock: Selectable

型号: S-拉普兰榆木  
面板: 三胺板  
型材: 可选  
锁具: 可选





Model: S-Lapland elm  
Panel: Melamine Board  
Profile: Optional  
Lock: Selectable

型号: S-拉普兰榆木  
面板: 三胺板  
型材: 可选  
锁具: 可选



型号: S-缪斯  
面板: 三胺板  
型材: 可选  
锁具: 可选

Model: S-Muse  
Panel: Melamine Board  
Profile: Optional  
Lock: Selectable





型号: S-EB凝脂  
面板: 三胺板  
型材: 可选  
锁具: 可选

Model: S-EB Porcelain white  
Panel: Melamine Board  
Profile: Optional  
Lock: Selectable



型号: S-拉普兰榆木  
面板: 三胺板  
型材: 可选  
锁具: 可选

Model: S-Lapland elm  
Panel: Melamine Board  
Profile: Optional  
Lock: Selectable





Model: S-Sandstone grain  
Panel: Melamine Board  
Profile: Optional  
Lock: Selectable

型号: 砂岩纹  
面板: 三胺板  
型材: 隐形  
锁具: 可选



Model: Bathroom Door  
Panel: Glass

型号: 卫浴门  
面板: 玻璃



# ANALYSIS DIAGRAM

生态门剖析图



铝木门的门套(门框)采用的是高科技铝镁钛合金材料,表面处理多样化,硬度在12度以上,富有金属质感,耐磨、耐压,强度高,永不褪色,永不变形,比一般的木门使用寿命更长。

门扇芯材:采用高强度铝蜂窝门芯,隔音、环保、抗冲击力强、不变形。

门扇面材:进口PETG,抗贝特,防火板,面材颜色丰富,高雅、时尚、防潮、耐磨、易清洁

封边设计:采用高平整封边设计,与门板完美结合,时尚简洁。

The door cover (door frame) is made of high-tech aluminum magnesium titanium alloy material, the surface treatment is diversified and metallic, wear resistant, pressure resistant and high strength, the color will never fade, never deformation, and the service life is longer than the normal wooden door.

The Filling: Adopt high strength aluminum honeycomb, sound insulation, environmental friendly, strong impact resistance, no deformation

The Surface: Resysta board, Melamine board, HPL board, rich colors, elegant, fashionable, moisture-proof, wear-resistant, easy to clean

The edge sealing: High flat edge sealing design, perfect combination with the door panel, fashion and simple

# PROFILE TYPES

型材种类


50 金属平面 (主套: 50mm, 副套: 50mm) | 50 Metal Surface (Main frame: 50mm, Sub-frame: 50mm)



黑色  
Black




银白  
Silver



铁灰  
Steel gray

50 平面插板 (主套: 50mm, 副套 50mm) | 50 Flat Plate (Main frame: 50mm, Sub-frame: 50mm)

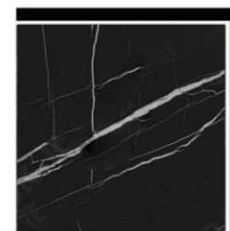


黑色  
Black




银白  
Silver

14 金属平面 (主套: 14mm, 副套 14mm) | 14 Metal Surface (Main frame: 14mm, Sub-frame: 14mm)



黑色  
Black



银白  
Silver



铁灰  
Steel gray



金色  
Golden



## 铝木生态门的优点

	传统复合门	铝木生态门
<b>生产工艺</b>	采用陈旧常规设备、加工精度差、尺寸出入大、造成后工序组装误差大	采用精密数控设备、误差小、精度高、后期组装成品误差小，整体效果完美
<b>面料</b>	材料比较单一，由于木质材料的自身缺陷，极易造成受潮、发霉、变色、磨损、因地区气候差异异常出现变形	常用的有多层板、防火板、抗倍特板性能稳定、品种颜色众多，可以满足设计师及业主的选择
<b>填充</b>	一般采用纸蜂窝或者杂木方作填充，材料低档、平整度欠佳、容易变形	采用铝蜂窝，各项指标性能稳定、平整度高不变形
<b>门套线</b>	采用PVC门套线或木质门套线，受时间气候的影响易出现变形，门套45°角位易开裂	前后采用铝合金型材门套，墙厚侧板可以调节，门套45°角位，配有专用的五金组角扣件连接，不会受气候的影响永不开裂
<b>门扇封边</b>	采用PVC热熔胶粘贴，受时间、气候的影响，出现开裂、脱离	采用铝合金封边，45°角位配有专用连接扣件，永不开裂、性能稳定
<b>密封条</b>	采用PVC胶条，容易老化，受时间、气候的影响，出现发硬、密封性能差	采用汽车级的三元乙丙复合胶条，不会受时间气候的影响，密封性能极好
<b>使用寿命</b>	由于门套为复合材料握钉力随着使用时间及气候的影响，会出现螺丝反松，门扇下垂，后期需要维护	门套采用铝合金，合页采用铝柳钉连接，不会因使用时间气候的变化出现松动，性能牢固可靠，后期免维护
<b>环保</b>	由于价格因素影响选用的材料都比较低档，有的还含有油漆，对人体有一定的伤害，安装好后还有长时间油漆气味存在	由于定位较高，选用的材料全部免漆，达E1级环保标准，没有气味，即安装即可入住
<b>安装组合</b>	传统木门不能随意组合，安装麻烦，现场组装产生灰尘	门套可根据业主、设计师要求，颜色、款式互换，同时安装快捷、不损墙体，无需现场加工，不产生灰尘

## ADVANTAGES OF ALUMINUM-WOOD ECO-DOOR

	Traditional Composite Door	Aluminum-wood Ecological Doors
<b>Production Technology</b>	Using of old conventional equipment, poor processing accuracy, large size discrepancies, resulting in large assembly errors in the back-process	Using of precision numerical control equipment, small error, high precision, assembly error is small in the back-process, the overall effect is perfect
<b>Surface Material</b>	The material is relatively simple, because of the defects of wood material, it is easy to cause moisture, mildew, discoloration, wear, and deformation due to regional climate differences	Commonly using the Resysta EB board, HPL board, melamine board and melamine with EB. Stable performance, variety colors, which can satisfy the selection of designer and customers
<b>Filling</b>	Generally, using paper-honeycomb or miscellaneous wood square as filling, the material is low grade, poor flatness and easy to deformation	Aluminum honeycomb, the performance of each index is stable, high flatness without deformation
<b>Door Architrave</b>	Using PVC door cover or wooden door cover, it is easily deformed by the time and the climate, the angular position of door covers is easy to crack	Using aluminum door cover for the front and back of the door, the side panel can be adjusted, the 45 degree angle of the door is connected by the dedicated hardware accessories, do not affected by the climate and never cracking
<b>Door Edge Banding</b>	Using PVC adhesive, will be cracking and the adhesive will be come of the door, by the impact of time and climate	Using aluminum edge banding, the 45 degree angle of the door is connected by the dedicated hardware accessories, do not affected by the climate and never cracking
<b>Sealing Strip</b>	Using PVC strip, easily ageing, will be affected by the time and climate, the strip will harden and the sealing performance will be poor	Using automotive EPDM rubber strip, do not affected by time and climate, excellent sealing performance
<b>Service Life</b>	Due to the composite material door, the holding nail force will be impacted by the time and the climate, the screw will be losing off, the door leaf will be drooping, maintenance required	The door is made of aluminum, and the hinge is connected by aluminum nail, which will not be loosened due to the change of the climate and the use time, the performance is firm and reliable, and maintenance-free
<b>Environmental Protection</b>	Using the low-end material due to the price factor, even using paint, which will be harm to human body, the paint smell will be last for a long time after installed	Due to the higher product positioning, all the material are formaldehyde-free, the highest environmental protection standard up to ENF level, no smell, harmless to the human body, can be occupancy right after installation
<b>Installation Assembly</b>	Traditional wooden door cannot optional combination, install is trouble, dust will be generated during on-site assembly	The door can be change the color and the stylish in accordance with the requirements of customers and designers, fast installation, no damage of the wall, no need to install on-site, does not produce dust



# CLASSIFICATION 铝木生态门、饰面板的分类

## 1. 谷之木代森系列

谷之木代森EB系列是一种以德国谷之木材质为基材，采用EB技术进行装饰处理而成的装饰板。安全环保，达到ENF级，对人体无害。基材与涂料的良好结合，广泛应用于室内外，是健康家居的绝佳解决方案。

## 2. 三胺板

即三聚氰胺树脂浸渍贴面人造面板。具有耐磨、耐热、防污、易清洗等性能。也可以根据设计师的要求选用类似的颜色。广泛应用于办公和民用领域。

## 3. EB三胺板

结合三胺板和EB技术的优点，稳定性好，经久耐用，防水、防潮、耐热、耐候、耐磨、抗冲击，易于清洁和维护简便，色彩丰富，触感真实，广泛应用于医院、学校、酒店、办公室、家庭等高档场所。

## 4. 防火板

HPL板又称防火板，它具有丰富的表面颜色、纹理和特殊的物理性能，具有耐磨、耐高温、抗渗透、易清洁、防潮、不褪色、触感细腻等特点。它的应用范围很广，深受客户欢迎。

## 1. Resysta Daisen EB Serie

Resysta Daisen EB serie is a kind of decorative board made of German Resysta as the base material, with EB technology decorative treatment. It is safety and environmental friendly, reach the ENF level, harmless to the human body. Good combination of base material and paint, widely used both indoor and outdoor, is the excellent solution for healthy home.

## 2. Melamine board

Known as melamine resin impregnated veneer man-made panel. It has such performance as wear resistant, heat resistant, stain resistant, easy to clean. Also can be selected according to the designer's requirements with similar colors. It is widely used in office and civil field.

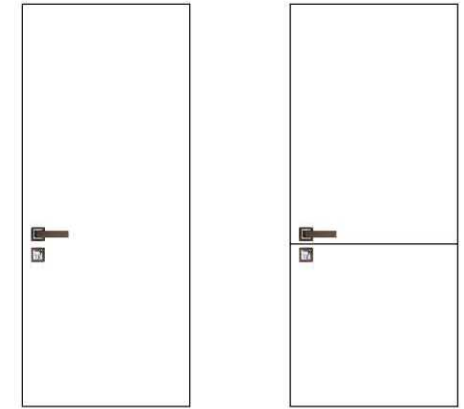
## 3. Melamine board with EB

Combine the advantage of melamine board and EB technology, excellent stability, durable, water resistant, moisture resistant, heat resistant, weather resistant, abrasion resistant, impact resistant, easy cleaning and low maintenance, rich color, real touch feel, widely application: hospitals, schools, hotels, office, home and other places of high-grade.

## 4. HPL Board

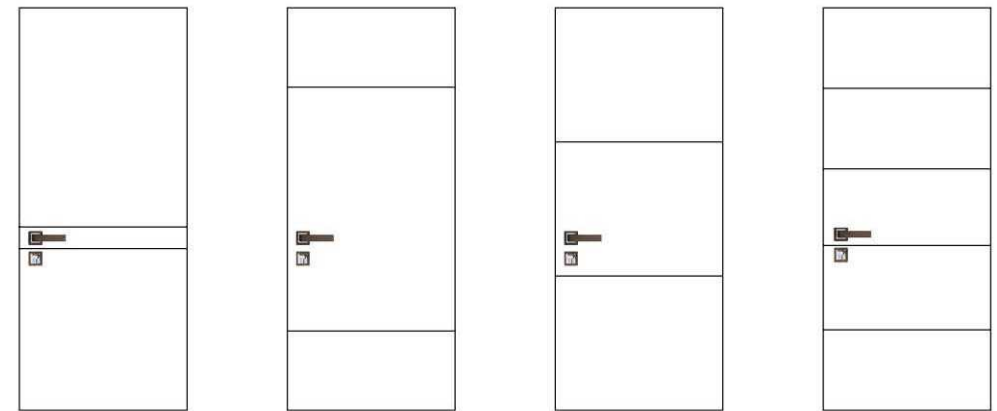
The HPL board, also known as fireproof board, it has rich surface colors, texture and special physical properties, with wear-resistant, high temperature resistance, permeability resistance, easy to clean, moisture-proof, do not fade, exquisite touch feel. It has a wide range of applications and popular by customers.

## DOOR LEAF STYLE 门扇款式



01 Whole Board | 整板

02 Lines | 线条

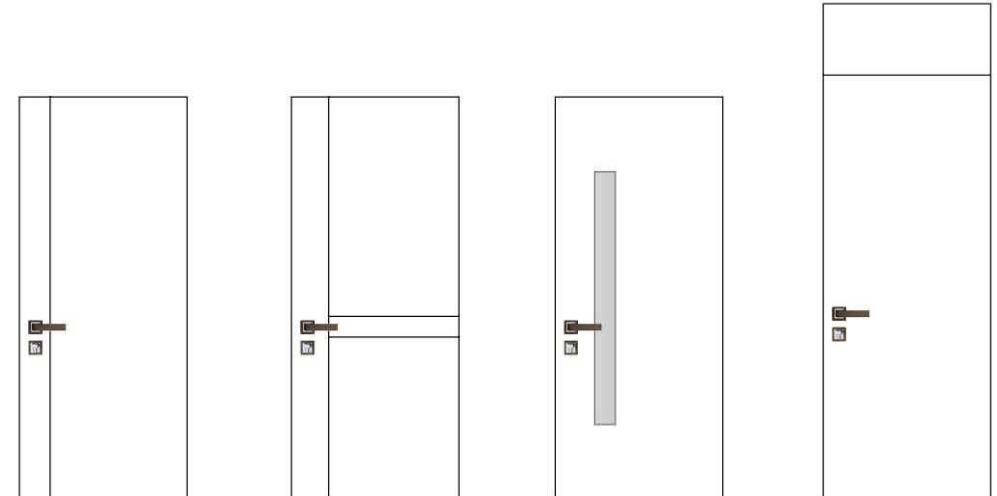


03 Lines | 线条

04 Lines | 线条

05 Lines | 线条

06 Lines | 线条



07 Lines | 线条

08 Lines | 线条

09 With Glass | 带玻璃

10 Over Door | 带门头板